



# Converter Accessory Corporation

201 Alpha Road, Wind Gap, PA 18091

www.handleyourweb.com  
Email: cac@epix.net

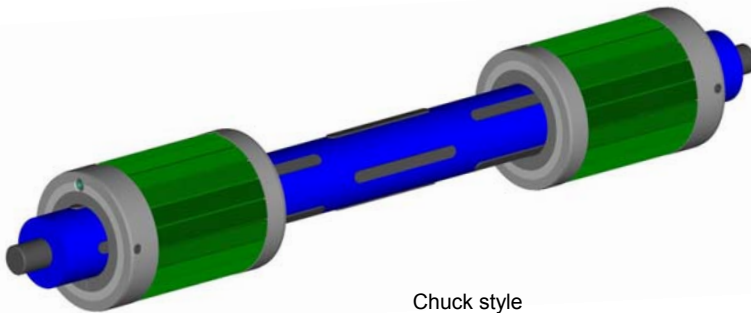
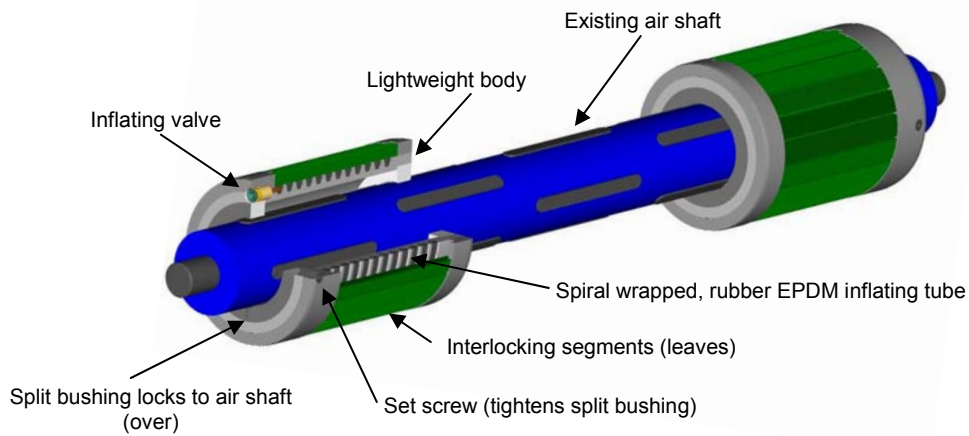
Phone: (800) 433-2413  
(610) 863-6008

Fax: (800) 709-1007  
(610) 863-7818

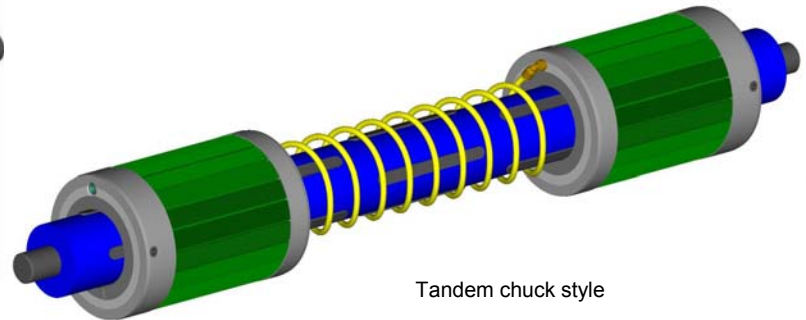
## COR-LOK® Core Adapters

CAC COR-LOK® core adapters are the perfect answer for running larger cores than your current set-up can handle. These sleeve-based core adapters are effective with all air shafts and thru shafts. Set screw to split bushing locking ensures easy, fast and secure locking to your existing air shaft. The split bushing design will not mar or damage your air shafts. No modifications to your existing set-ups are required. Change-over for different size cores can be completed in less than 10 minutes with CAC's slide-on design.

### Inside CAC's COR-LOK® core adapters



Chuck style



Tandem chuck style

Visit [www.converteraccessory.com](http://www.converteraccessory.com) to view and download specification sheets

Core adapter (chuck style)								
	Deflated diameter	Inflated diameter	Bore range	Expanding length	Overall length	End cap, plain end	End cap, valve end	Approx. weight
3"	2-15/16"	3-3/16"	Up to 1.75"	5"	7.5"	1"	1.5"	2 lbs
4"	3-15/16"	4-3/16"	Up to 2.75"	5"	7.5"	1"	1.5"	2-1/2 lbs
5"	4-15/16"	5-3/16"	Up to 3"	5"	7.5"	1"	1.5"	3 lbs
6"	5-15/16"	6-3/16"	Up to 4"	6"	8.5"	1"	1.5"	12-1/2 lbs
6-3/4"	6-11/16"	6-7/8"	Up to 4"	6"	8.5"	1"	1.5"	13 lbs
7"	6-15/16"	7-3/16"	Up to 5"	6"	8.5"	1"	1.5"	13 lbs
8"	7-15/16"	8-3/16"	Up to 6"	6"	8.5"	1"	1.5"	15 lbs
9"	8-15/16"	9-3/16"	Up to 7"	6"	8.5"	1"	1.5"	17-1/2 lbs
10"	9-15/16"	10-3/16"	Up to 8"	7"	9.5"	1"	1.5"	22 lbs
11"	10-15/16"	11-3/16"	Up to 9"	7"	9.5"	1"	1.5"	25 lbs
12"	11-15/16"	12-3/16"	Up to 10"	7"	9.5"	1"	1.5"	27 lbs

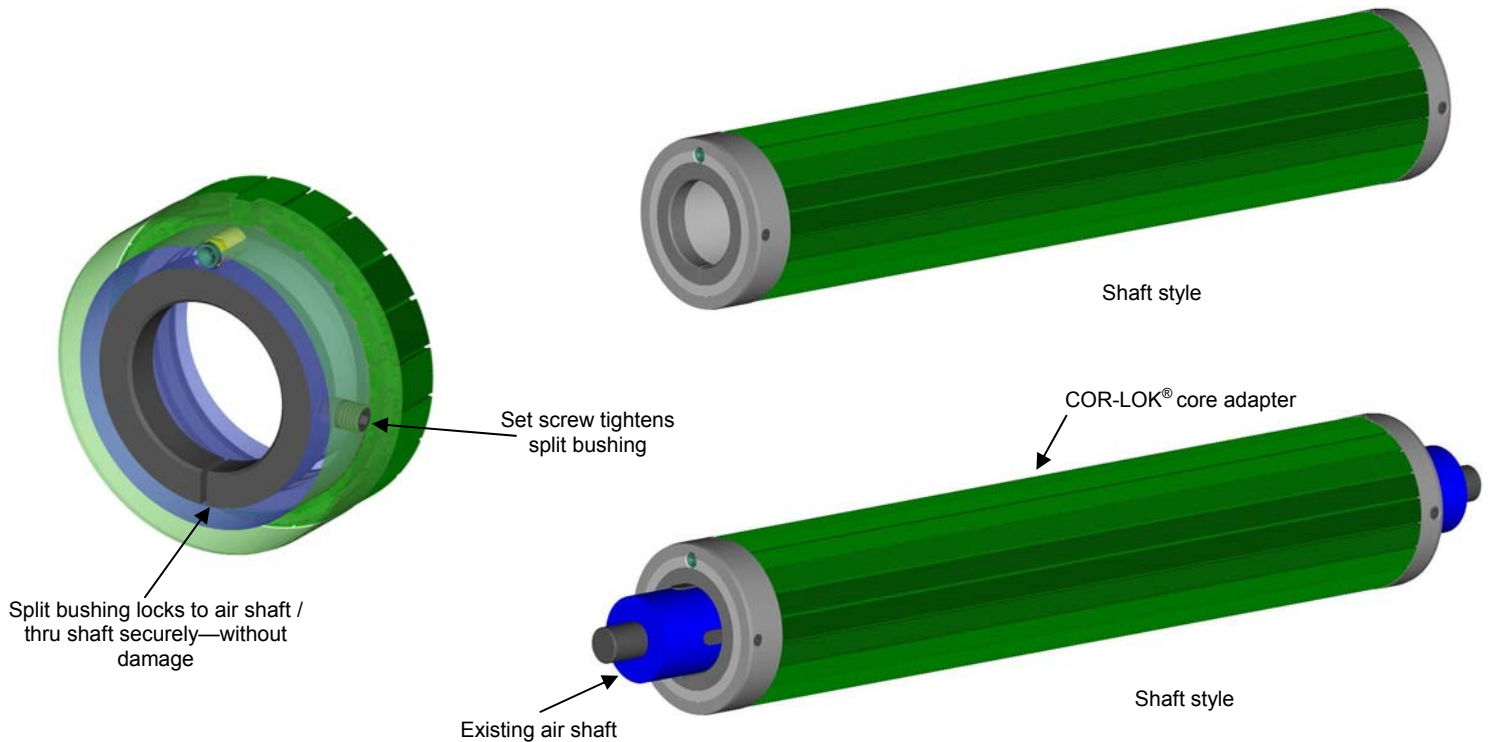
Note: Thru bores machined .010" - .015" oversized unless otherwise specified



## COR-LOK® Core Adapters

CAC COR-LOK® core adapters are the perfect answer for running larger cores than your current set-up can handle. These sleeve-based core adapters are effective with all air shafts and thru shafts. Set screw to split bushing locking ensures easy, fast and secure locking to your existing air shaft. The split bushing design will not mar or damage your air shafts. No modifications to your existing set-ups are required. Change-over for different size cores can be completed in less than 10 minutes with CAC's slide-on design.

### CAC's unique split bushing locking design



Visit [www.converteraccessory.com](http://www.converteraccessory.com) to view and download specification sheets

Core adapters (shaft style)							
	Deflated diameter	Inflated diameter	Bore range	Expanding length	Over all length	End cap, plain end	End cap, valve end
2"	1-31/32"	2-3/32"	Up to 1"	3-72"	5"-74"	1"	1.5"
3"	2-15/16"	3-3/16"	Up to 1.75"	3" - 120"	5" - 122"	1"	1.5"
4"	3-15/16"	4-3/16"	Up to 2.75"	3" - 120"	5" - 122"	1"	1.5"
5"	4-15/16"	5-3/16"	Up to 3"	3" - 120"	5" - 122"	1"	1.5"
6"	5-15/16"	6-3/16"	Up to 4"	3" - 120"	5" - 122"	1"	1.5"
6-3/4"	6-11/16"	7-7/8"	Up to 4"	3" - 120"	5" - 122"	1"	1.5"
7"	6-15/16"	7-3/16"	Up to 5"	3" - 120"	5" - 122"	1"	1.5"
8"	7-15/16"	8-3/16"	Up to 6"	3" - 120"	5" - 122"	1"	1.5"
9"	8-15/16"	9-3/16"	Up to 7"	3" - 120"	5" - 122"	1"	1.5"
10"	9-15/16"	10-3/16"	Up to 8"	3" - 120"	5" - 122"	1"	1.5"
11"	10-15/16"	11-3/16"	Up to 9"	3" - 120"	5" - 122"	1"	1.5"
12"	11-15/16"	12-3/16"	Up to 10"	3" - 120"	5" - 122"	1"	1.5"

Note: Thru bores machined .010" - .015" oversized unless otherwise specified