division

Pneumatic Conveying Systems

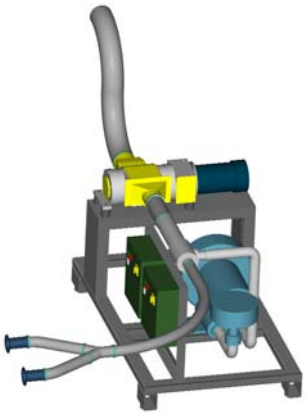

FOX® Combo

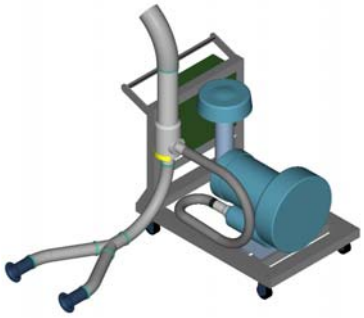

FOX® Runner Mobile System

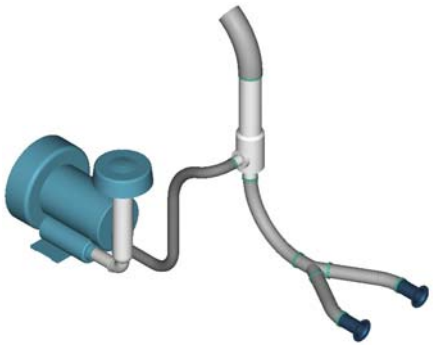

FOX TrimAway® System

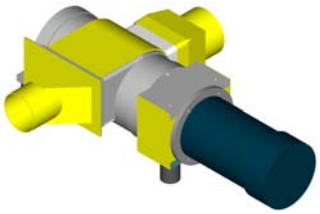

Trim-Ax™ Chopper

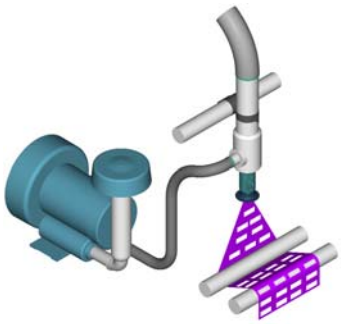

Matrix Removal System

Table of Contents

Features ..... Page 1
Standard FOX TrimAway® System ..... Page 2
Matrix Removal Systems ..... Page 3
System Components ..... Page 4
Typical System Sizing ..... Page 4
Regenerative Blower and Components ..... Page 5
Flexible Duct Components ..... Page 6
Rigid Duct Components ..... Page 7
Additional Components ..... Page 8
Custom Motor Starters ..... Page 9
Waste Collection Methods ..... Page 9
Trim-Ax™ Chopper ..... Page 10
FOX Runner™ Portable Edge Trim Removal System ..... Page 11
FOX Combo™ Portable Trim Removal and Chopper System ..... Page 12
2 Pick-Up Trim Removal System ..... Page 13
Matrix Trim Removal System ..... Page 13
1 Pick-Up Trim Removal System ..... Page 14
2 Venturi 2 Pick-Up Trim Removal System ..... Page 14

Pneumatic Conveying Systems

Unique Approach to Trim Removal

• System Design

The FOX TrimAway System uses a regenerative blower to generate a motive air stream at significantly higher pressures than that of a conventional blower. A unique venturi design is used to convert this output into the high velocity required for efficient material transport. This combination yields outstanding performance with typically 50% in energy savings over axial blower type systems.

• Modular Concepts

As with all CAC systems and accessories, by using modular components the FOX TrimAway system can be matched to specific requirements of each individual customer specifications by offering a complete range of regenerative blowers (1 to 15 horsepower). These components are then matched by application engineers to the specific requirements of each application.

Features

• Venturi Construction

Material: Aluminum, PTFE lining available
Unique design: Motive flow rate may be adjusted to optimize performance.

• Regenerative Blower Construction

Mounting base, impeller and housing manufactured of aluminum allow for maximum strength, reduced weight and increase corrosion resistance. Totally enclosed, fan-cooled motor with thermal overload protection. Direct drive motor / blower combination dynamically balanced for reliability.

• Ducting

Plastic, metal and PTFE-lined ducting is available.

• Complete

The FOX TrimAway System is supplied with all necessary intake and discharge ducting and fittings to make a ready-for-installation system.

• Quiet

Noise levels well below conventional systems. Silencing mufflers are not required to meet OSHA standards.

• Energy Efficient

Power consumption reduced in half: Only one HP is required for most waste removal applications.

• Compact

Typical venturi / blower combination occupies approximately one cubic foot.

• Versatile Mounting

Compact venturi may be mounted at point of use or integrally with blower.

FOX TrimAway® System Components

Fox Venturi

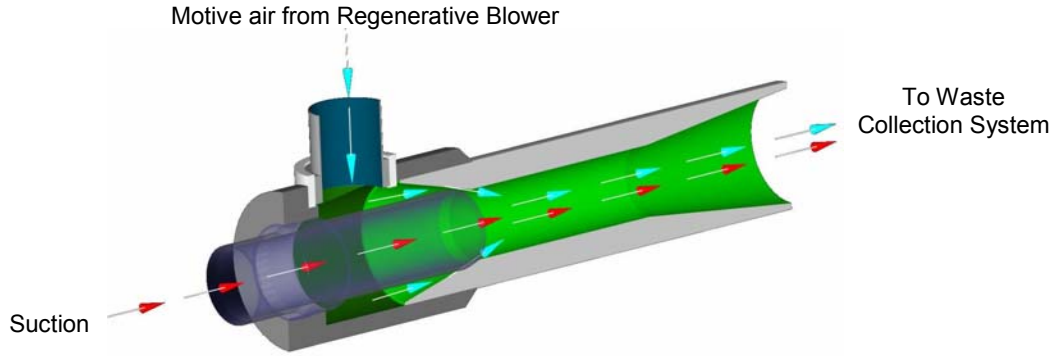

Typical Applications

- Paper, film, and foil trim/waste
- Textiles and non-wovens
- Chopped, granulated and palletized material

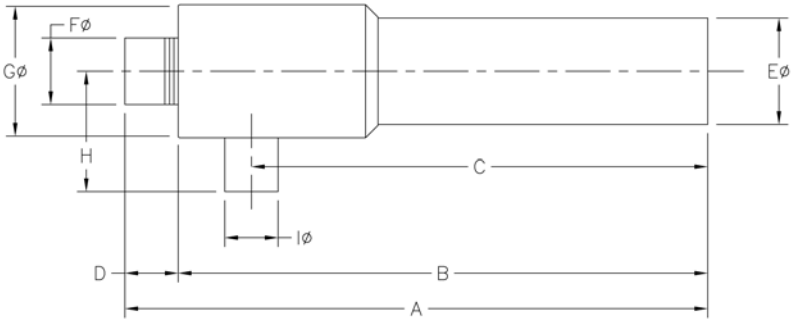

Model	A	B	C	D	E Diameter	F Diameter	G Diameter	H	I Diameter	Weight LBS/ kg	Part No.
FX1	11.125 11.625	9.625	7.000	1.500 2.000	2.000	1.500	2.500	2.500	1.500	2.50 / 1.10	20222.14A
FX2	23.500 24.250	21.875	17.125	1.625 2.375	4.000	2.500	5.000	4.500	2.000 2.500 3.000	17.00 / 7.70	20222-01A
FX3	28.625 29.375	26.500	20.250	2.125 2.875	5.000	4.000	6.000	6.000	2.000 2.500 3.000	31.50 / 14.20	20222-13B
FX1 PTFE lined	11.125 11.625	9.625	7.000	1.500 2.000	2.000	1.500	2.500	2.500	1.500	2.50 / 1.10	20222-101
FX2 PTFE lined	23.500 24.250	21.875	17.125	1.625 2.375	4.000	2.500	5.000	4.500	2.000 2.500 3.000	17.00 / 7.00	20222-102
FX3 PTFE lined	28.625 29.375	26.500	20.250	2.125 2.875	5.000	4.000	6.000	6.000	2.000 2.500 3.000	31.50 / 14.20	20222-103

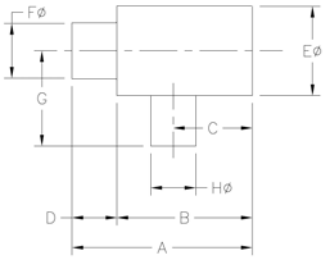

Model	A	B	C	D	E Diameter	F Diameter	G	H Diameter	Weight LBS/ kg	Part No.
FX1.5	7.750 8.250	6.000	3.500	1.750 2.250	4.000	2.500	4.250	2.000 2.500 3.000	5.5 / 2.5	41319-01A
FX1.5 w/ PTFE lining	7.750 8.250	6.000	3.500	1.750 2.250	4.000	2.500	4.250	2.000 2.500 3.000	5.5 / 2.5	41319-10

Regenerative Blower

Approximate Dimensions (in inches)

Model	A	B	C	Weight (lbs)
300	11.25	11.66	12.82	41
400	11.25	11.66	12.82	41
350	13.26	13.61	15.22	61
450	13.26	13.61	13.95	43
500	13.56	13.80	16.44	76
501	13.56	13.80	15.23	65
600	15.17	15.34	17.35	112
700	16.87	18.21	19.92	215
800	18.00	20.02	22.28	293
1015	20.63	22.63	26.13	452



Electrical Data

Electrical Data	Single Phase			Three Phase						
Model	300	350	500	400	450	501	600	700	800	1015
Voltage	115 / 208 - 230	115 / 208 -230	115 / 208 -230	208-230 / 460	208-230 / 460	208-230 / 460	208-230 / 460	208-230 / 460	208-230 / 460	208-230 / 460
Current / Amp	9.80 / 5.20 - 4.90	20.70 / 11.20 - 10.40	23.60 / 12.90 - 11.80	3.40 - 3.20 / 1.60	5.10 - 4.90 / 2.50	6.90 - 6.90 / 3.45	13.00 - 12.00 / 6.00	19.50 - 18.20 / 9.10	35.00 - 29.50 / 15.00	50.00 - 50.00 / 25.00
Output Horsepower	1.00	1.50	2.50	1.00	1.50	2.50	5.00	5.50	10.00	15.00

Noise Levels

Model	dBa at vacuum	Part No.
300	70-72	20222-51
400	70-72	20222-52
350	73-74	20222-53
450	73-74	20222-54
500	75-76	20222-55
501	75-76	20222-56
600	78-80	20222-57
700	81-85	20222-58
800	85-87	20222-59
1015	85-90	20222-60

- Data is highest sound level out of 4 places around the blower at 1 meter.
- Data represents average of several units run at nominal voltage.
- Lowest to highest maximum dba level throughout performance range is shown.
- Readings at other than the maximum around the blower at 1 meter may be from 2 to 10 dba less than data shown.
- Readings taken in a laboratory sound room that does not reflect much noise.

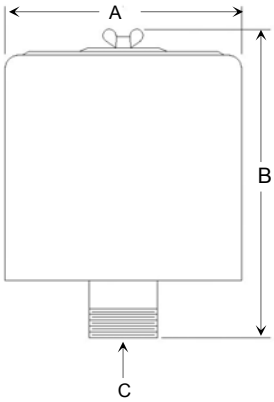

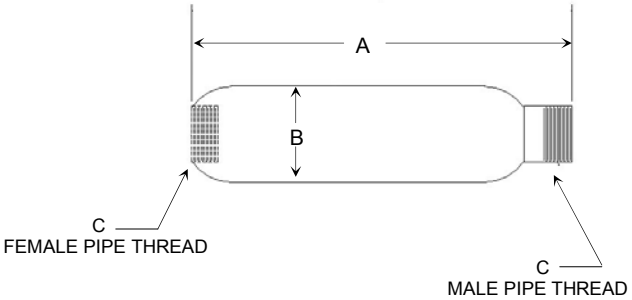

Designed to reduce noise by 5-8 dBa and remove high frequency sound

Filters and Filter Elements (in inches)

Model	A	B	C	Filter Part No.	Element Part No.
300, 350, 400, 450, 500, 501	7.70	7.25	1-1/2 MPT	20222-61	20222-62
600, 700	10.63	4.81	2 FPT	20222-63	20222-64
800	10.00	13.12	2-1/2 MPT	20222-65	20222-66
1015	16.00	14.625	5 MPT	20222-67	20222-68

Model	A	B	C	Part No.
300, 350, 400, 450, 500, 501	12.75	3.25	1-1/2 NPT	20222-73
600, 700	17.05	3.63	2 NPT	20222-74
800	17.44	4.25	2-1/2 NPT	20222-75
1015	20.25	4.75	3 NPT	20222-76

FOX TrimAway® System Components



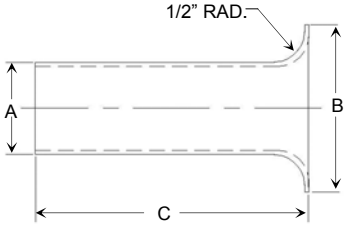

Pick Up Nozzle

Pick Up Nozzle	A	B	C	Part No.
For FX1 Venturi	1.50	2.75	4.50	20222-19A
For FX2 Venturi	2.50	4.25	4.50	20222-18A
Fox FX3 Venturi	4.00	6.00	7.00	20222-21A
Pick Up Nozzle with PTFE lining	A	B	C	Part No.
For FX1 Venturi	1.50	2.75	4.50	20222-45
For FX2 Venturi	2.50	4.25	4.50	20222-46
Fox FX3 Venturi	4.00	6.00	7.00	20222-47

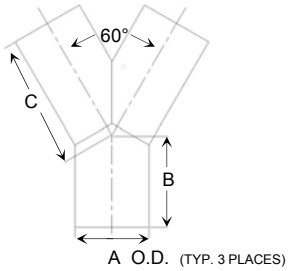

Wye Connector

Y Connector	A	B	C	Part No.
For FX1 Venturi	1.50	2.50	2.50	20222-22A
For FX2 Venturi	2.50	3.00	3.50	20222-23A
Fox FX3 Venturi	4.00	5.00	7.00	20222-20A
Y Connector with PTFE lining	A	B	C	Part No.
For FX1 Venturi	1.50	2.50	2.50	20222-48
For FX2 Venturi	2.50	3.00	3.50	20222-49
Fox FX3 Venturi	4.00	5.00	7.00	20222-50

Typical System Sizing

			Blower Model									
			300G	400G	350G	450G	500G	501G	600G	700G	800G	1015G
Venturi	Trim Width	# of Pickups	Conveying distance in feet									
FX1	Up to 1"	1	25'	25'	40'	40'	50'	50'	50'			
	Up to 1"	2	15'	15'	35'	35'	50'	50'	50'			
FX1.5	Up to 2"	1					15'	15'	25'	35'	50'	
	Up to 2"	2					15'	15'	25'	35'	50'	
FX2	Up to 2"	1					25'	25'	50'	over 100'	over 100'	
	Up to 2"	2					20'	20'	45'	over 100'	over 100'	
FX3	Up to 3"	1								40'	70'	over 100'
	Up to 3"	2								35'	60'	over 100'

Instructions:

- Select your trim width
- Select the number of pickup points
- Select your conveying distance
- Look at the column leader to determine blower model
- Look at furthest left column to determine venturi size

NOTE: This reference chart is for general approximation of system size. Many factors may require a change in system sizing, such as web speed, type of web, web thickness and web stiffness. Please contact CAC for an application specialist (800) 433-2413 to properly size a system to suit your specific requirements.

Standard System

Typical Installation with Remote Motive Venturi

In addition to the blower and venturi, a standard FOX TrimAway System includes all accessories necessary for immediate installation:

- (1) "Y" Connection
- (2) Trim Pick-UP Nozzles
- (1) Blower Output adapter
- (1) Blower Inlet Filter
- (9) Duct Clamps
- (10') Motive Air Duct (for Blower / Venturi Connection)
- (10') Intake Duct
- (10') Discharge Duct

See pages 13 & 14 for specification sheets/ FOX TrimAway and matrix removal systems can be designed in a variety of configurations.

Unique Approach to Trim Removal

• System Design

The FOX TrimAway System uses a regenerative blower to generate a motive air stream at significantly higher pressures than that of a conventional blower. A unique venturi design is used to convert this output into the high velocity required for efficient material transport. This combination yields outstanding performance with typically 50% in energy savings over axial blower type systems.

• Modular Concepts

As with all CAC systems and accessories, by using modular components the FOX TrimAway system can be matched to specific requirements of each individual customer specifications by offering a complete range of regenerative blowers (1 to 15 horsepower). These components are then matched by application engineers to the specific requirements of each application.

Features

• Venturi Construction

Material: Aluminum, PTFE lining available
Unique design: Motive flow rate may be adjusted to optimize performance.

• Regenerative Blower Construction

Mounting base, impeller and housing manufactured of aluminum allow for maximum strength, reduced weight and increase corrosion resistance. Totally enclosed, fan-cooled motor with thermal overload protection. Direct drive motor / blower combination dynamically balanced for reliability.

• Ducting

Plastic, metal and PTFE-lined ducting is available.

• Complete

The FOX TrimAway System is supplied with all necessary intake and discharge ducting and fittings to make a ready-for-installation system.

• Quiet

Noise levels well below conventional systems. Silencing mufflers are not required to meet OSHA standards.

• Energy Efficient

Power consumption reduced in half: Only one HP is required for most waste removal applications.

• Compact

Typical venturi / blower combination occupies approximately one cubic foot.

• Versatile Mounting

Compact venturi may be mounted at point of use or integrally with blower.

FOX TrimAway® Elimates Traditional Matrix Removal Dilemmas



Typical Applications

- **Tag & label matrix**
- **Narrow web press matrix**

Traditionally waste matrix is wound onto a rewind shaft which often causes limitations and drawbacks such as costly down time and interrupted production runs.

- During production runs the operator must stop the presses periodically to remove the waste matrix roll and install an empty core. The result is lost press time, operator time and waste.
- As matrix rewind rolls become larger tensions increase, often causing breaks in the matrix, especially when running lightweight stocks. Often the operator must stop the press in order to re-thread the waste matrix rewind shaft.

Unique Approach to Matrix Removal

FOX TrimAway® offers these solutions to matrix removal dilemmas:

- By continuosly conveying matrix, presses can be run virtually non-stop excepting roll-stock changes.
- By producing relatively constant tension on the matrix costly and annoying breaks are avoided. This allows operators to run at increased web speeds. Operators can easily adjust the tension producing vacuum during production runs.
- The FOX TrimAway matrix removal system has interior surfaces which are specially coated with high-release PTFE lining which prevents pressure-sensitive materials from adhering.
- Compact modular components make installation of all of the FOX systems simple. The venturi can be mounted quickly to the matrix rewind shaft by means of a special quick-release bracket. This bracket fits onto a core, preventing damage to the shaft. The entire assembly then slides onto the shaft, is chucked up and the venturi is set at the proper angle for matrix entry with the shaft rotation locked down. The discharge duct is connected to the venturi discharge. The motive air line from the blower is connected to the venturi motive inlet. The blower can be located up to 20 feet from the venturi or, if space permits, directly on top of the press. Removal of the system requires less than a minute if access to the rewind shaft becomes necessary.
- The matrix removal system is capable of handling a 22” wide web at speeds in excess of 700 FPM. The amount of die cut or open area in the matrix will determine the maximum capabilities of the system.
- The interior surfaces are specially coated with a high release PTFE lining which prevents pressure-sensitive materials from adhering.

FOX Runner™ Portable Edge Trim Removal Systems

Standard FOX® Runner

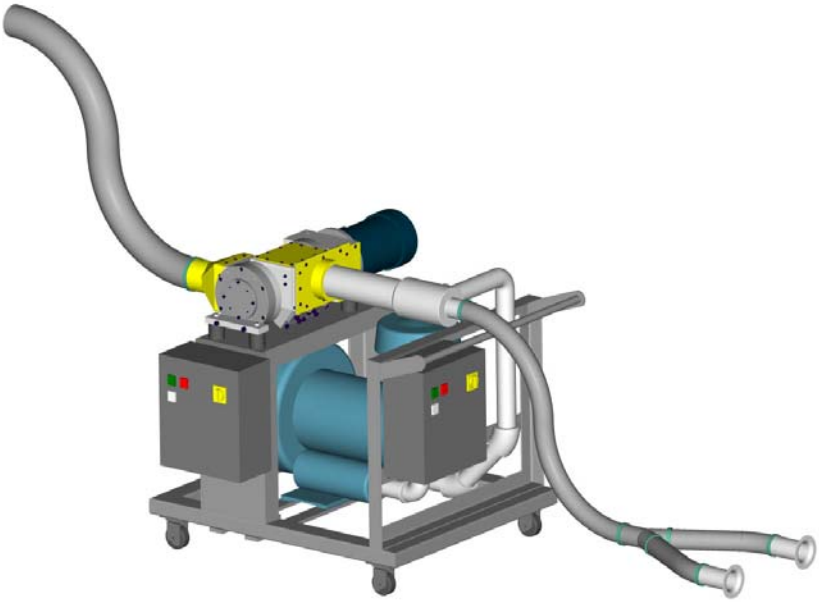

FOX® Runner with optional trim chopper

Complete systems utilizing FOX TrimAway pneumatic trim removal components mounted to a unique portable stand for permanent, semi-permanent and temporary applications anywhere in your plant.

Systems include:

- FOX TrimAway exclusive venturi design, models FX2, or FX3
- Regenerative blower - is virtually maintenance free and super quiet without silencers
- All blower hardware
- High quality blower motor starter (200V, 230V and 460V available) with suitable AC plug and 10’ cord
- Energy efficient
- Blower filter
- Pick-up nozzle(s) and Y connector(s)
- All necessary intake duct lengths (10’ standard)
- All necessary discharge duct lengths (10’ standard) with high torque duct clamps
- Complete, welded, tubular steel, system mounting frame on swivel locking casters
- Systems available to handle up to (2) 6” wide trims, up to 6,000 FPM
- Great for picking up and removing pieces (die cutter) too!
- Mounted on a single stand, portable and easy to move
- Suited for permanent, semi-permanent, and temporary applications

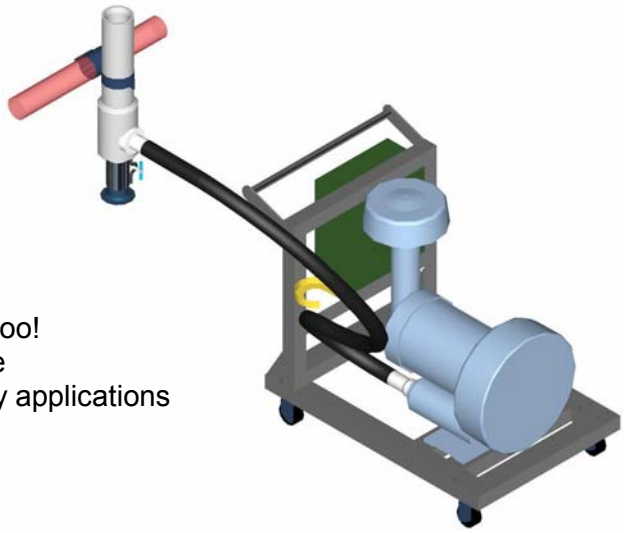

Matrix removal FOX® Runner

Optional components:

- Blower silencers to deaden noise levels where necessary
- Silencer mounting assembly
- PTFE lining for systems conveying “sticky” materials
- Discharge duct over 100’
- Collection units—nylon collection bags or 80 cubic foot capacity expanded metal collection bin

FOX Combo™ Portable Trim Removal and Chopper System

FOX Combo features a new, factory assembled, combination trim removal and chopper system that ships as a single complete unit. The FOX Combo combines the widely employed, venturi-based FOX TrimAway with CAC's recently introduced Trim-AX, a two bladed chopper capable of 3,450 cuts per minute. The two systems are both mounted on a sturdy, but moveable framework and are designed to be used together or independently.

Efficiently remove paper, film, foil, textile and non-woven trims. Great for picking up and removing pieces (die cutter) as well as chopped, granulated and palletized materials.

All FOX TrimAway systems are designed to be exceptionally easy to install and easy to operate. They are quiet, frugal consumers of electricity, especially when compared to systems that rely on energy gobbling compressed air. All systems feature modular constructions sized to customer production requirements and are available in 30 standard sizes.

Complete systems including all of these components, ready to run in 15 minutes – just roll in place and hook up power.

Flexible Duct Components

Flexible neoprene motive duct (blower input)

Venturi Model	Diameter A	Length B	Min. Bending Radius C	Duct Length for 90° Bend D	Part No.
FX1	1.50" Ø	per 5 ft up to 25 ft	1.3 ft	2 ft	20222-109
FX2, FX3	2.00" Ø	per 5 ft up to 25 ft	1.3 ft	2 ft	20222-110
FX2, FX3	2.50" Ø	per 5 ft up to 25 ft	1.6 ft	2.5 ft	20222-111
FX3	3.00" Ø	per 5 ft up to 25 ft	1.6 ft	2.5 ft	20222-112
FX3	4.00" Ø	per 5 ft up to 25 ft			20222-113

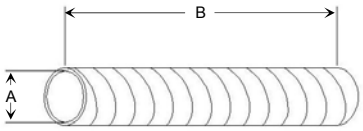

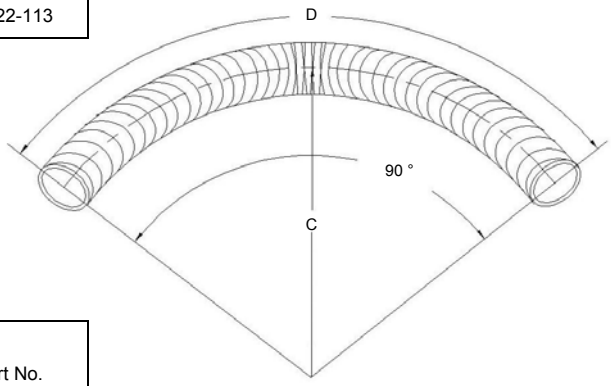

Standard flexible neoprene composite - available in 5 ft increments up to 25 ft

Flexible steel intake duct (venturi vacuum)

Venturi Model	Diameter A	Length B	Min. Bending Radius C	Duct Length for 90° Bend D	Part No.
FX1	1.50" Ø	per 5 ft up to 50 ft	7"	2 ft	20222-114
FX2	2.50" Ø	per 5 ft up to 50 ft	2.2 ft	3.5 ft	20222-118
	3.00" Ø	per 5 ft up to 50 ft	2.6 ft	4 ft	20222-120
FX3	4.00" Ø	per 5 ft up to 50 ft	3.5 ft	5.5 ft	20222-122
FX1	1.50" Ø	per 5 ft with PTFE up to 10 ft	7"	2 ft	20222-115
FX2	2.50" Ø	per 5 ft with PTFE up to 10 ft	2.2 ft	3.5 ft	20222-119
	3.00" Ø	per 5 ft with PTFE up to 10 ft	2.6 ft	4 ft	20222-121
FX3	4.00" Ø	per 5 ft with PTFE up to 10 ft	3.5 ft	5.5 ft	20222-123

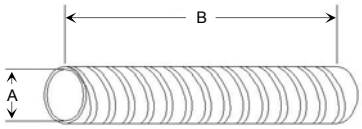

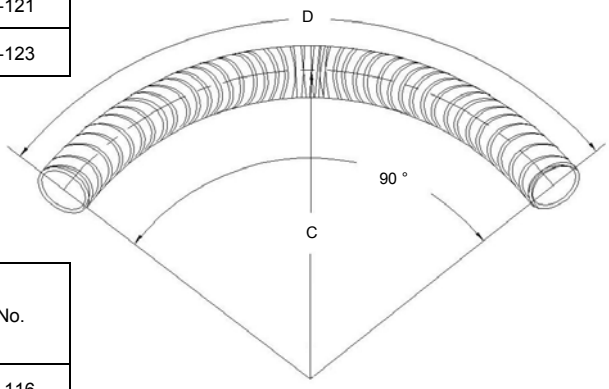

Standard flexible interlocked steel construction - available in 5 ft increments up to 50 ft

Flexible steel discharge duct

Venturi Model	Diameter A	Length B	Min. Bending Radius C	Duct Length for 90° Bend D	Part No.
FX1	2.00" Ø	per 5 ft up to 50 ft	2 ft	3 ft	20222-116
	3.00" Ø	per 5 ft up to 50 ft	2.6 ft	4 ft	20222-120
FX2, MR2	4.00" Ø	per 5 ft up to 50 ft	3.5 ft	5.5 ft	20222-122
FX3, MR3	5.00" Ø	per 5 ft up to 50 ft	4 ft	6.5 ft	20222-124
FX1	2.00" Ø	per 5 ft with PTFE up to 10 ft max	2 ft	3 ft	20222-117
	3.00" Ø	per 5 ft with PTFE up to 10 ft max	2.6 ft	4 ft	20222-121
FX2, MR2	4.00" Ø	per 5 ft with PTFE up to 10 ft max	3.5 ft	5.5 ft	20222-123
FX3, MR3	5.00" Ø	per 5 ft with PTFE up to 10 ft max	4 ft	6.5 ft	20222-125

Rigid Duct Components

Available in carbon steel, zinc galvanized coated steel, aluminum and stainless steel

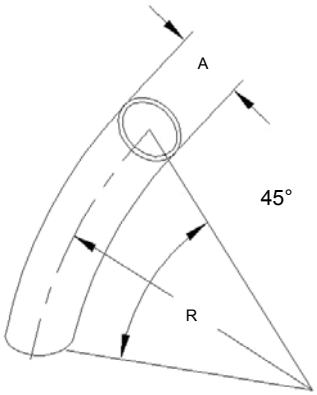

Available in carbon steel, zinc galvanized coated steel, aluminum and stainless steel

Straight rigid motive duct (blower input)

Venturi Model	Diameter A	Length B	Gauge	Part No.
FX2, FX3	2.50" Ø	20 ft	16	20222-126
FX3	3.00" Ø	20 ft	16	20222-128
FX3	4.00" Ø	20 ft	16	20222-130

45° Long radius bend rigid motive duct (blower output)

Venturi Model	Diameter A	Length B	Gauge	Part No.
FX2, FX3	2.50" Ø	36" Radius	16	20222-134
FX3	3.00" Ø	48" Radius	16	20222-136
FX3	4.00" Ø	48" Radius	16	20222-138

Straight rigid intake duct (venturi vacuum)

Venturi Model	Diameter A	Length B	Gauge	Part No.
FX2	2.50" Ø	20 ft	16	20222-126
	3.00" Ø	20 ft	16	20222-128
FX3	4.00" Ø	20 ft	16	20222-130
FX2	2.50" Ø	10 ft with PTFE	16	20222-127
	3.00" Ø	10 ft with PTFE	16	20222-129
FX3	4.00" Ø	10 ft with PTFE	16	20222-131

45° Long radius bend rigid intake duct (venturi vacuum)

Venturi Model	Diameter A	45 ° Angle R	Gauge	Part No.
FX2	2.50" Ø	36" Radius	16	20222-134
	3.00" Ø	48" Radius	16	20222-136
FX3	4.00" Ø	48" Radius	16	20222-138
FX2	2.50" Ø	36" Radius with PTFE	16	20222-135
	3.00" Ø	48" Radius with PTFE	16	20222-137
FX3	4.00" Ø	48" Radius with PTFE	16	20222-139

Straight rigid discharge duct (venturi pressure)

Venturi Model	Diameter A	Length B	Gauge	Part No.
	3.00" Ø	20 ft	16	20222-128
FX2, MR2	4.00" Ø	20 ft	16	20222-130
FX3, MR3	5.00" Ø	20 ft	14	20222-132
	3.00" Ø	10 ft with PTFE	16	20222-129
FX2, MR2	4.00" Ø	10 ft with PTFE	16	20222-131
FX3, MR3	5.00" Ø	10 ft with PTFE	14	20222-133

45° Long radius bend rigid discharge duct (venturi pressure)

Venturi Model	Diameter A	45 ° Angle R	Gauge	Part No.
	3.00" Ø	48" Radius	16	20222-136
FX2, MR2	4.00" Ø	48" Radius	16	20222-138
FX3, MR3	5.00" Ø	48" Radius	14	20222-140
	3.00" Ø	48" Radius with PTFE	16	20222-137
FX2, MR2	4.00" Ø	48" Radius with PTFE	16	20222-139
FX3, MR3	5.00" Ø	48" Radius with PTFE	14	20222-141

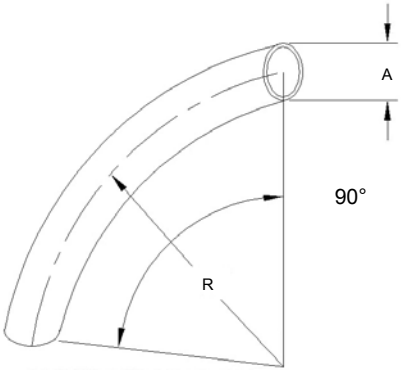

Available in carbon steel, zinc galvanized coated steel, aluminum and stainless steel

90° Long radius bend rigid motive duct (blower output)

Venturi Model	Diameter A	Length B	Gauge	Part No.
FX2, FX3	2.50" Ø	36" Radius	16	20222-142
FX3	3.00" Ø	48" Radius	16	20222-144
FX3	4.00" Ø	48" Radius	16	20222-146

90° Long radius bend rigid intake duct (venturi vacuum)

Venturi Model	Diameter A	90 ° Angle R	Gauge	Part No.
FX2	2.50" Ø	36" Radius	16	20222-142
	3.00" Ø	48" Radius	16	20222-144
FX3	4.00" Ø	48" Radius	16	20222-146
FX2	2.50" Ø	36" Radius with PTFE	16	20222-143
	3.00" Ø	48" Radius with PTFE	16	20222-145
FX3	4.00" Ø	48" Radius with PTFE	16	20222-147

90° Long radius bend rigid discharge duct (venturi pressure)

Venturi Model	Diameter A	90 ° Angle R	Gauge	Part No.
	3.00" Ø	48" Radius	16	20222-144
FX2, MR2	4.00" Ø	48" Radius	16	20222-146
FX3, MR3	5.00" Ø	48" Radius	14	20222-148
	3.00" Ø	48" Radius with PTFE	16	20222-145
FX2, MR2	4.00" Ø	48" Radius with PTFE	16	20222-147
FX3, MR3	5.00" Ø	48" Radius with PTFE	14	20222-149

Additional Components

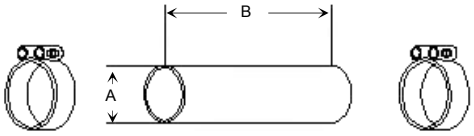

Duct couplings for flexible duct

(includes coupling & 2 duct clamps)

Diameter A	Length B	Part No.
1.50" Ø	6.00"	20222-150
2.00" Ø	6.00"	20222-152
2.50" Ø	6.00"	20222-154
3.00" Ø	6.00"	20222-156
4.00" Ø	6.00"	20222-158
5.00" Ø	6.00"	20222-160
1.50" Ø	6.00" with PTFE	20222-151
2.00" Ø	6.00" with PTFE	20222-153
2.50" Ø	6.00" with PTFE	20222-155
3.00" Ø	6.00" with PTFE	20222-157
4.00" Ø	6.00" with PTFE	20222-159
5.00" Ø	6.00" with PTFE	20222-161

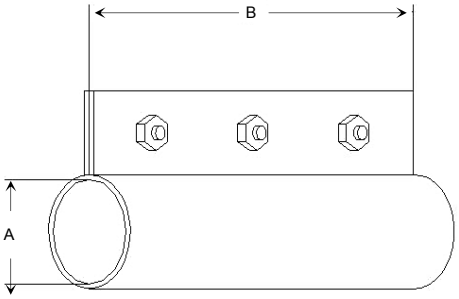

Compression couplings for rigid duct

(galvanized, rubber gasket, galvanized bolts)

Diameter A	Length B	Part No.
2.50" Ø	4.00"	20222-162
3.00" Ø	6.00"	20222-163
4.00" Ø	6.00"	20222-164
5.00" Ø	6.00"	20222-165

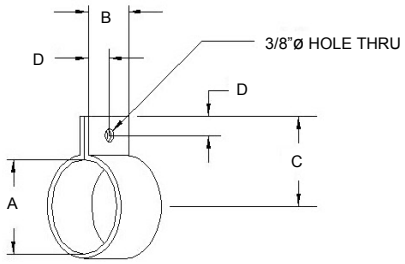

Tubing hangers **(16 ga. zinc coated steel only)**

Diameter A	B	C	D	Part No.
2.50" Ø	1.00"	2.38"	0.50"	20222-166
3.00" Ø	1.00"	2.63"	0.50"	20222-167
4.00" Ø	1.00"	3.00"	0.50"	20222-168
5.00" Ø	1.00"	3.50"	0.50"	20222-169

Custom Motor Starters

Provides overload protection by monitoring amperage and load





Features Include:

- Motor starter available in various specs, supplied per demands of system blower
- NEMA 12, dust tight enclosure, indoor use
- IEC and NEMA rate contactors
- Motor disconnect protector
- Step down transformer
- Provides 120VAC across push buttons
- UL, CSA and CE listed components
- Meets machinery directive requirements
- Turnkey operation
- Safety lockout
- Push button operation

Legend	
Item	Description
1	14x12x6 NEMA 12 enclosure
2	Disconnect handle
3	2 Position SEL SW
4	Illuminated pushbutton
5	Extended pushbutton
6	Class CC fuseblock
7	30 Amp Class CC fuse
8	Base mount disconnect
9	Disconnect shaft
10	10 HP 460V Contactor
11	10 HP 460V Overload
12	150VA Transformer
13	Transformer primary fuse
14	Transformer secondary fuse
15	Terminal block
16	Ground terminal
17	Terminal end clamp

Collection bags

- Nylon construction for easy cleaning
- Top opening measures 4” diameter
- Velcro opening down side for easy cleanout
- Two sizes available:
  30” diameter x 72” long
  60” diameter x 12’ long

Collection bin

- Constructed of expanded metal and angle iron for maximum durability
- Hinged cleanout door for easy waste removal
- Mounted on swivel casters for easy positioning
- Measures 48” x 48” x 60”
- 80 cubic feet of capacity

Trim-AX™ Heavy Duty Dual Bladed Chopper

Thanks to an advanced design and superb materials, the precision Trim-AX is designed to handle everything from sheet stock and laminates to very thin films.

Trim-AX was designed to work smoothly with CAC's family of FOX TrimAway trim removal systems. The Trim-AX can also easily be integrated to enhance operation of most venturi air conveying waste removal systems.

Unique Design Features:

- Two bladed unit capable of 3,450 cuts per minute with a 1,725 RPM motor
- Rotating blades are easily changed and readily available from CAC®.
- Exceptionally stable with a dual bearing support and heavy duty construction
- Designed to work smoothly with CAC's family of FOX TrimAway® trim removal systems
- Can easily be integrated to enhance operation of most venturi air conveying waste removal systems
- Can allow an air conveyor system to work over longer distances, over 200 feet with a Fox® system
- High-efficiency cutting reduces the size of the material handling fan needed
- Makes waste handling more efficient and chopped trim takes less space in collection bins
- Suited for converters that want to move trim longer distances, have limited storage space, or want size reduced trim for reprocessing efficiency
- Heavy duty, well designed unit that is built to last

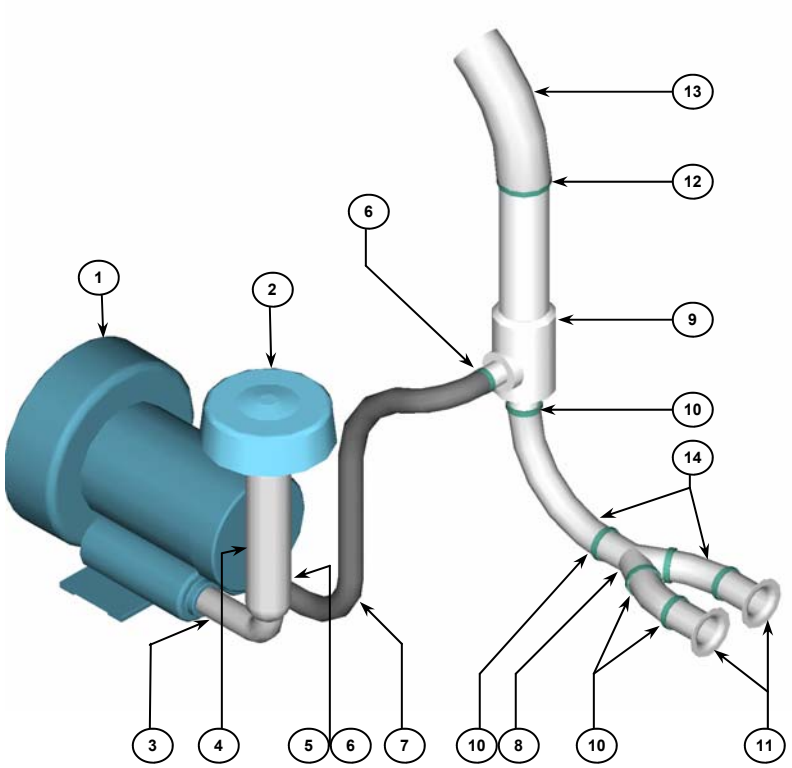

LEGEND	
ITEM	DESCRIPTION
1	REGENERATIVE BLOWER
2	FILTER
3	FILTER MOUNTING ASSEMBLY
4	SILENCER
5	OUTPUT ADAPTER
6	HIGH TORQUE DUCT CLAMP
7	FLEXIBLE NEOPRENE DUCT
8	INTAKE WYE CONNECTOR
9	VENTURI
10	INTAKE DUCT CLAMP
11	PICK-UP NOZZLE
12	DISCHARGE DUCT CLAMP
13	DISCHARGE DUCT
14	INTAKE DUCT

2 PICKUP
TRIM REMOVAL SYSTEM

DWG NO. 18503-09B

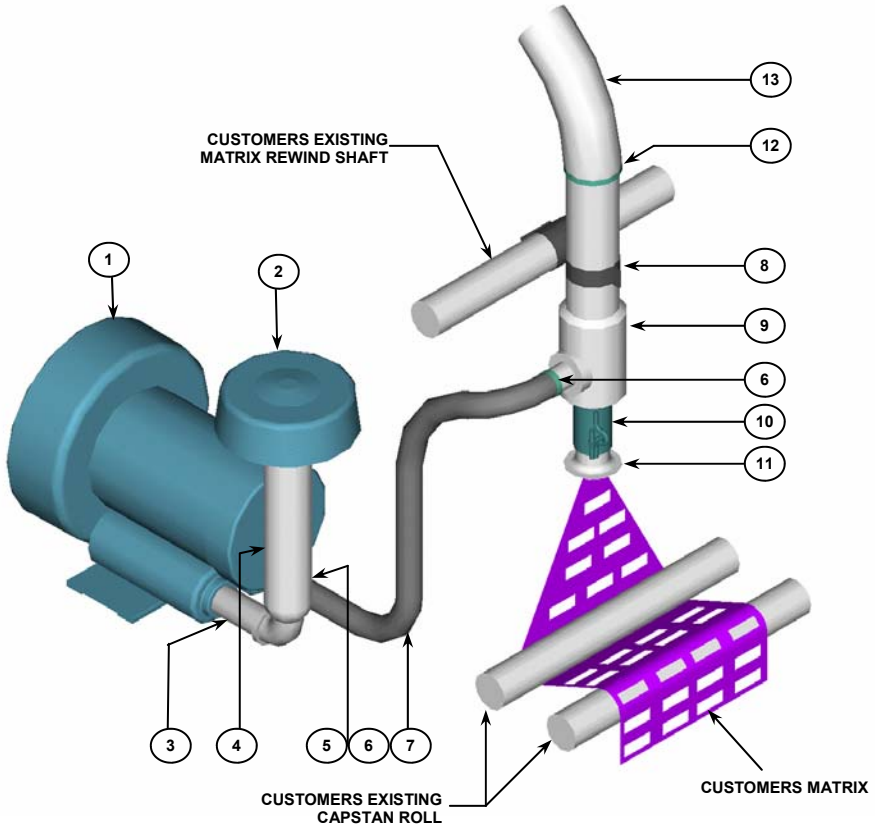

LEGEND	
ITEM	DESCRIPTION
1	REGENERATIVE BLOWER
2	FILTER
3	FILTER MOUNTING ASSEMBLY
4	SILENCER
5	OUTPUT ADAPTER
6	HIGH TORQUE DUCT CLAMP
7	FLEXIBLE NEOPRENE DUCT
8	VENTURI MOUNTING BRACKET
9	VENTURI
10	QUICK ON COUPLING
11	PICK-UP NOZZLE
12	DISCHARGE DUCT CLAMP
13	DISCHARGE DUCT

MATRIX
TRIM REMOVAL SYSTEM

DWG NO. 18503-11B

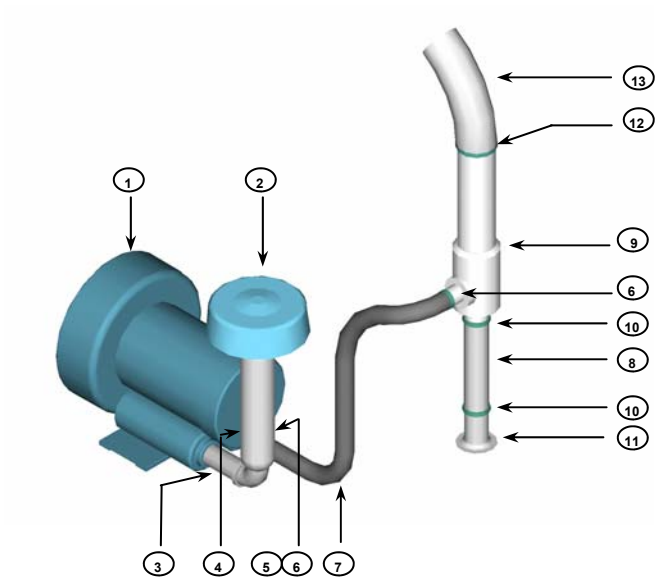

LEGEND	
ITEM	DESCRIPTION
1	REGENERATIVE BLOWER
2	FILTER
3	FILTER MOUNTING ASSEMBLY
4	SILENCER
5	OUTPUT ADAPTER
6	HIGH TORQUE DUCT CLAMP
7	FLEXIBLE NEOPRENE DUCT
8	INTAKE DUCT
9	VENTURI
10	INTAKE DUCT CLAMP
11	PICK-UP NOZZLE
12	DISCHARGE DUCT CLAMP
13	DISCHARGE DUCT

1 PICKUP
TRIM REMOVAL SYSTEM
DWG NO. 18503-10B

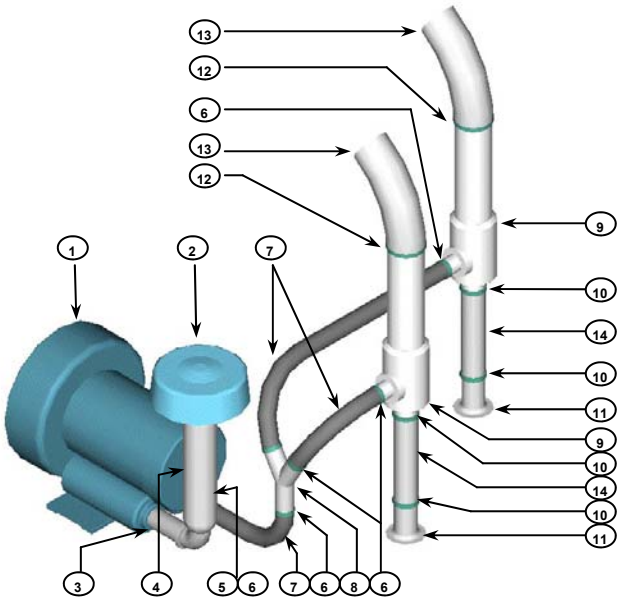

LEGEND	
ITEM	DESCRIPTION
1	REGENERATIVE BLOWER
2	FILTER
3	FILTER MOUNTING ASSEMBLY
4	SILENCER
5	OUTPUT ADAPTER
6	HIGH TORQUE DUCT CLAMP
7	FLEXIBLE NEOPRENE DUCT
8	INTAKE WYE CONNECTOR
9	VENTURI
10	INTAKE DUCT CLAMP
11	PICK-UP NOZZLE
12	DISCHARGE DUCT CLAMP
13	DISCHARGE DUCT
14	INTAKE DUCT

2 VENTURI 2 PICKUP
TRIM REMOVAL SYSTEM
DWG NO. 18503-223

CONVERTER ACCESSORY CORPORATION
201 Alpha Road, Wind Gap, PA 18091-1279

•800-433-2413 •610-863-6008 •800-709-1007 FAX •610-863-7818 FAX
www.converteraccessory.com Email: cac@epix.net

Web Handling Technology . . . CAC Engineered and Manufactured